



### Quick-test with reliable performance

Diagnosis of acute or chronic HBV infection is based on the presence of hepatitis B surface antigen (HBsAg), a protein on the surface of hepatitis B virus, which can be detected in high levels in serum during acute or chronic hepatitis B virus infection. STANDARD Q HBsAg Test is a rapid chromatographic immunoassay for the qualitative detection of Hepatitis B surface antigen (HBsAg) present in human serum, plasma or whole blood. This test is for *in vitro* diagnostic use and intended as an aid to early diagnosis of HBV infection in patient with clinical symptoms with HBV infection. It provides only an initial screening test result. More specific alternative diagnosis methods should be performed in order to obtain the confirmation of HBV infection.

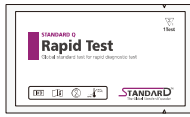


### Performance Characteristics

Detect	Sensitivity	Specificity
HBsAg	100% (43/43)	100% (162/162)
Reference Method : CLIA (Chemiluminescence immunoassay)		

### General Information

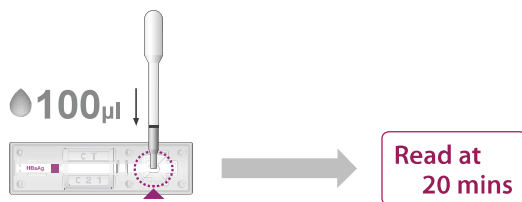
- Detection of Hepatitis B surface antigen (HBsAg)
- Store at 1-40 °C / 34-104 °F
- Specimen type : Serum / Plasma / Whole blood
- Specimen volume : 100µl (Serum / Plasma / Whole blood)
- Testing time : 20mins (Do not read after 30mins)
- Shelf life : 24M

### Material

		
Test device	Dropper (100µl)	Instruction for use

### Test procedure

100µl of serum, plasma or whole blood.



### Interpretation



### Ordering Information

Cat. No.	Description	Specimen	Type	Pack size
09HBS10B	HBsAg	Serum / Plasma / Whole blood	Device	20T/Kit